

system
Invisible Pass

ernestomeda

system
Invisible Pass

Ernestomeda has developed **Invisible Pass**, a passage system with pivoting door. Invisible Pass extends the potentials of the In Space family of cupboards, providing a link between rooms completely camouflaged within the cupboard system.



system Invisible Pass

Versatile, convenient and practical with modern, minimalist design, **Invisible Pass** creates a surface level with the wall of cupboards in a perfect blend of style and function.

With absolutely no visible features such as frames, cornices or jambs, **Invisible Pass** separates the living zone or an open-plan area from another room of any size, opening the way to a wide range of architectural options, such as access to a room containing a kitchen for food preparation, a larder, a laundry or a wine room.



With its wide range of finishes and textures, **Invisible Pass** contributes to the aesthetic structure of any domestic context: rather than mere 'functional' architectural feature, Invisible Pass is a genuine interior design item, adding a touch of sophistication and originality.



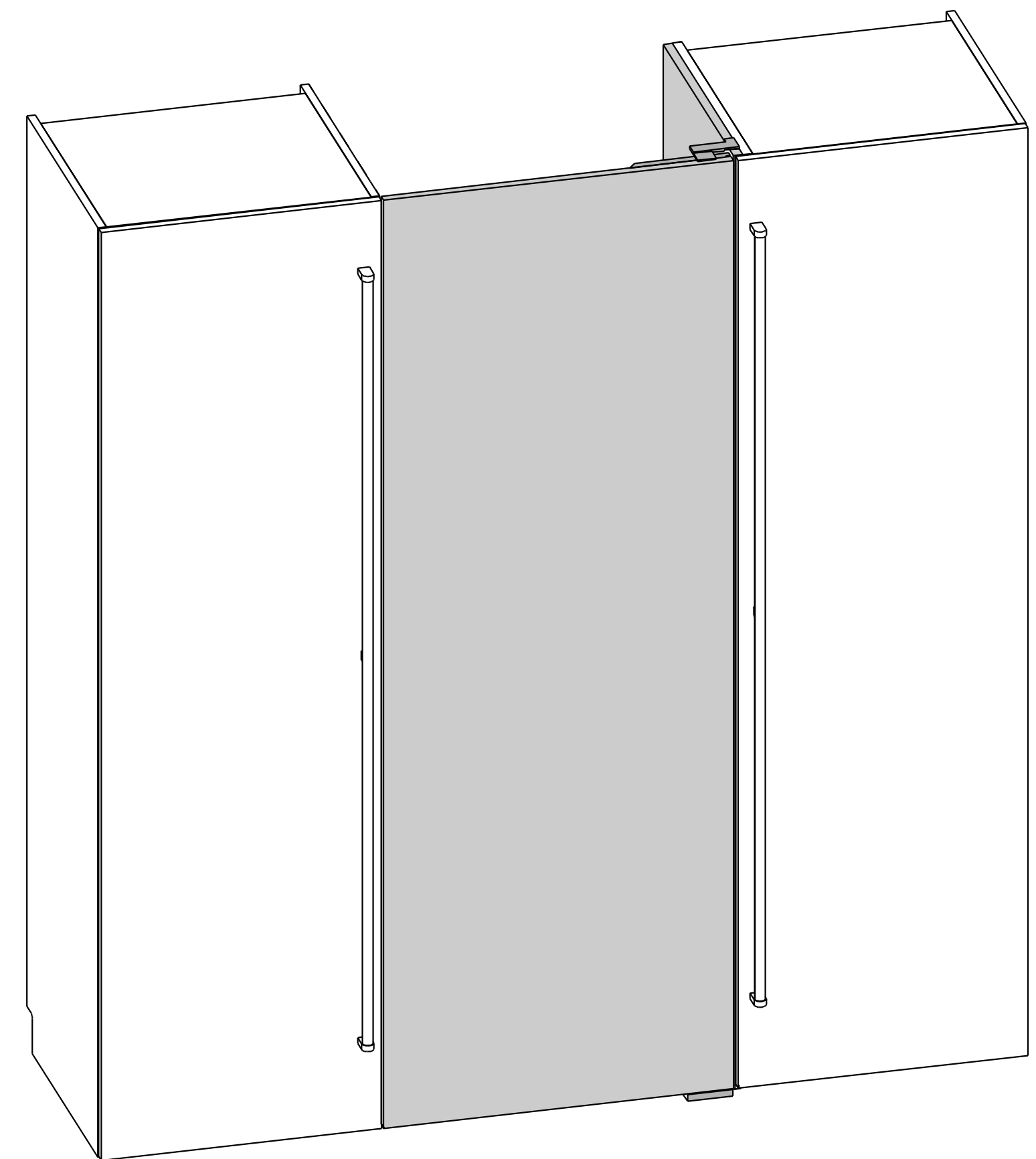
Technical specifications

The Invisible Pass system is available in version with **single door 75 cm wide** or in **double door version with doors 60 or 75 cm wide, with height of 213 or 249 cm.**

The doors have a **pivoting mechanism** mounted on a **structural side panel**, fixed in turn to a side panel (not hinged) of an **In Space** tall unit or cupboard only.

The top of the Invisible Pass system can be fitted with the **optional top panel** or the **top box with dummy front.**

In single door version, the system's direction depends on the placing of the mechanism.



IN SPACE CUPBOARD / TALL UNIT NEXT TO THE INVISIBLE PASS

To guarantee the stability of its mechanism, the Invisible Pass system must be connected to a unit or a series of units which are in turn fixed together and to a wall. The door of the unit next to the mechanism must be also 2 cm wider to conceal the thickness of the system's structural side panel. Invisible Pass can also be placed next to refrigerator tall units and corner cupboards.

DOOR

Like all In Space family doors, the Invisible Pass doors have thickness of 2 cm and standard width of 75 cm in both single and double door versions. The 60 cm width is only available with double doors. Doors can be produced with custom widths and heights within a stated range (width of 1-door version: min 68 cm - max 80 cm; width of 2-door version: min 60 cm - max 75 cm; height: min 200 cm - max 246.7 cm).

A sheet metal casing on the inside conceals the mechanism and the door's tie-bar.

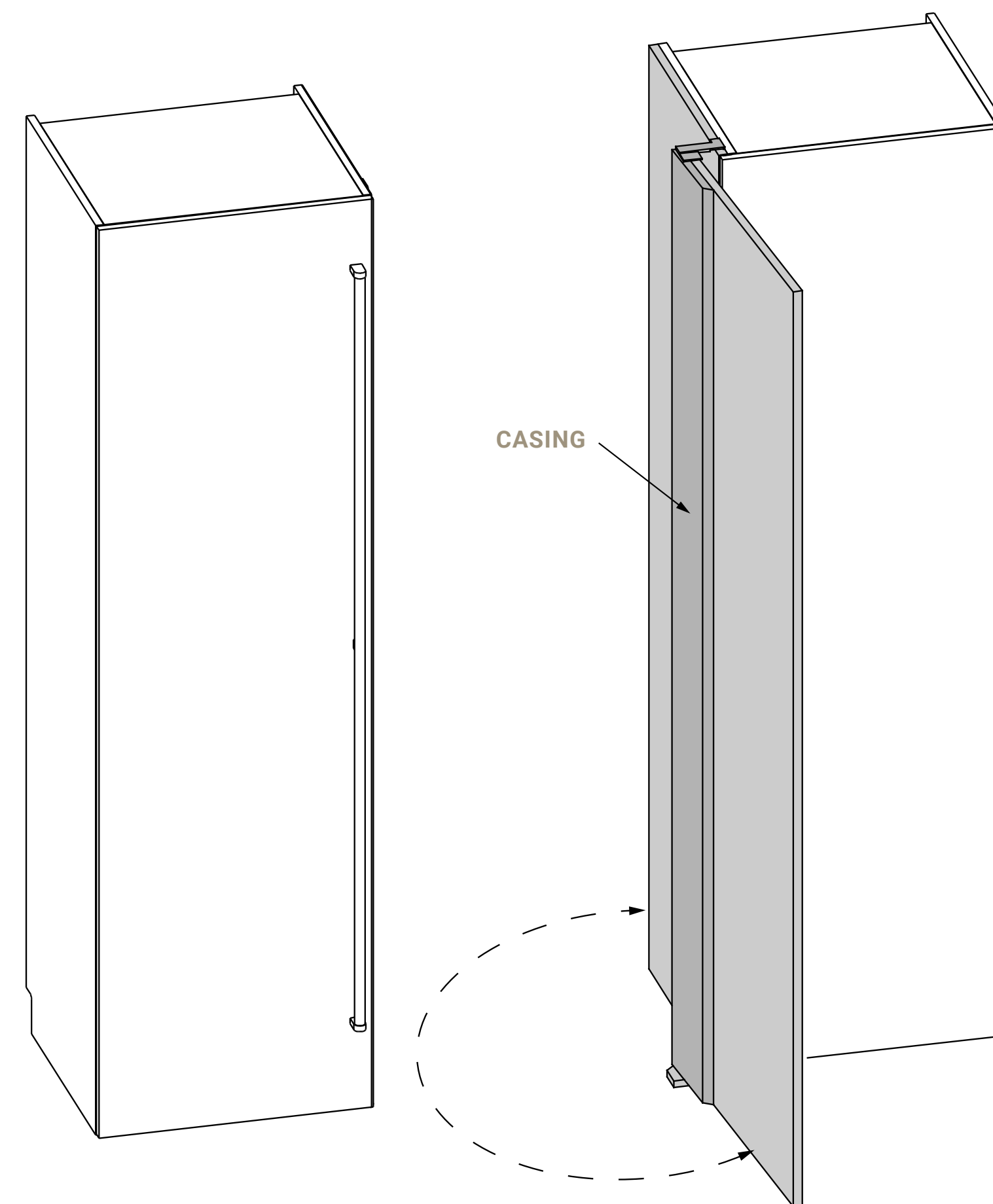
MECHANISM

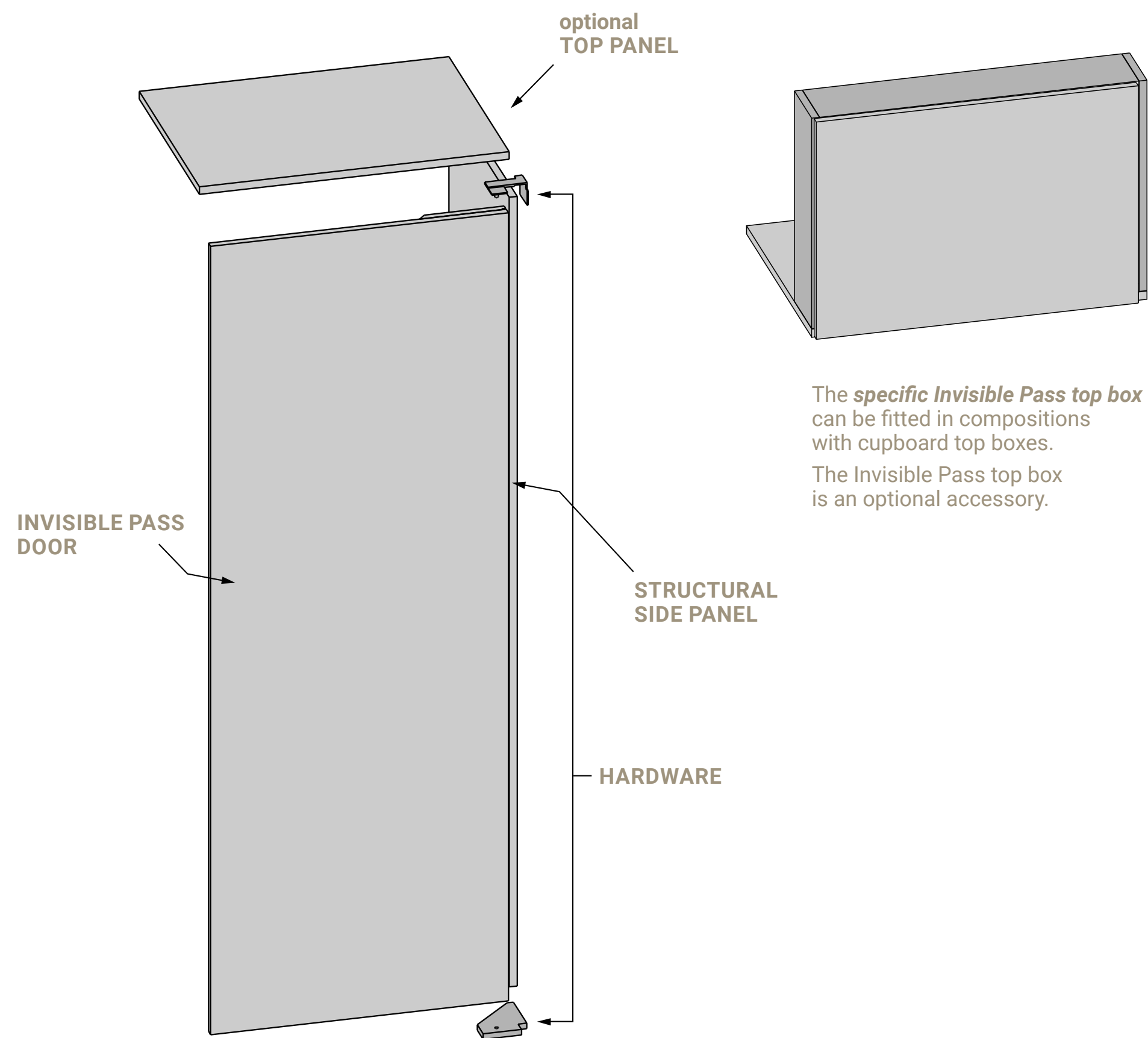
The mechanism opens the door with a pivoting movement. It rotates the door around its vertical axis, enabling it to open in both directions. The system is concealed inside a vertical casing and is mounted on the special Invisible Pass structural side panel.

CASING

This is required to cover the mechanism and tie-rod and is fitted on the inside of the door. In sheet metal, it is available in the same finish and colour for all gloss, Flat Matt and Zero Gloss™ lacquered, satined metal effect and mirror finishes and for all the Fenix finishes in the range.

For Hi-Melamine, veneers and laminates, if the relative lacquered finish is not available the casing will be produced in the matching lacquered finish chosen by the company.





STRUCTURAL SIDE PANEL

The structural side panel is the same depth as the IN SPACE unit on which it is installed and reaches down to the floor. It must always be mounted on the side panel opposite to the hinge side. The structural side panel is available in the carcass colour and can be customised in the door colours.

INVISIBLE PASS TOP PANEL / TOP BOX

The Invisible Pass top panel and top box are optional elements which can both be customised in the door colour.

The top box is only available with dummy front. The front panel is 2 cm narrower on the mechanism side to match the composition of the cupboards underneath.

CONSTRAINTS

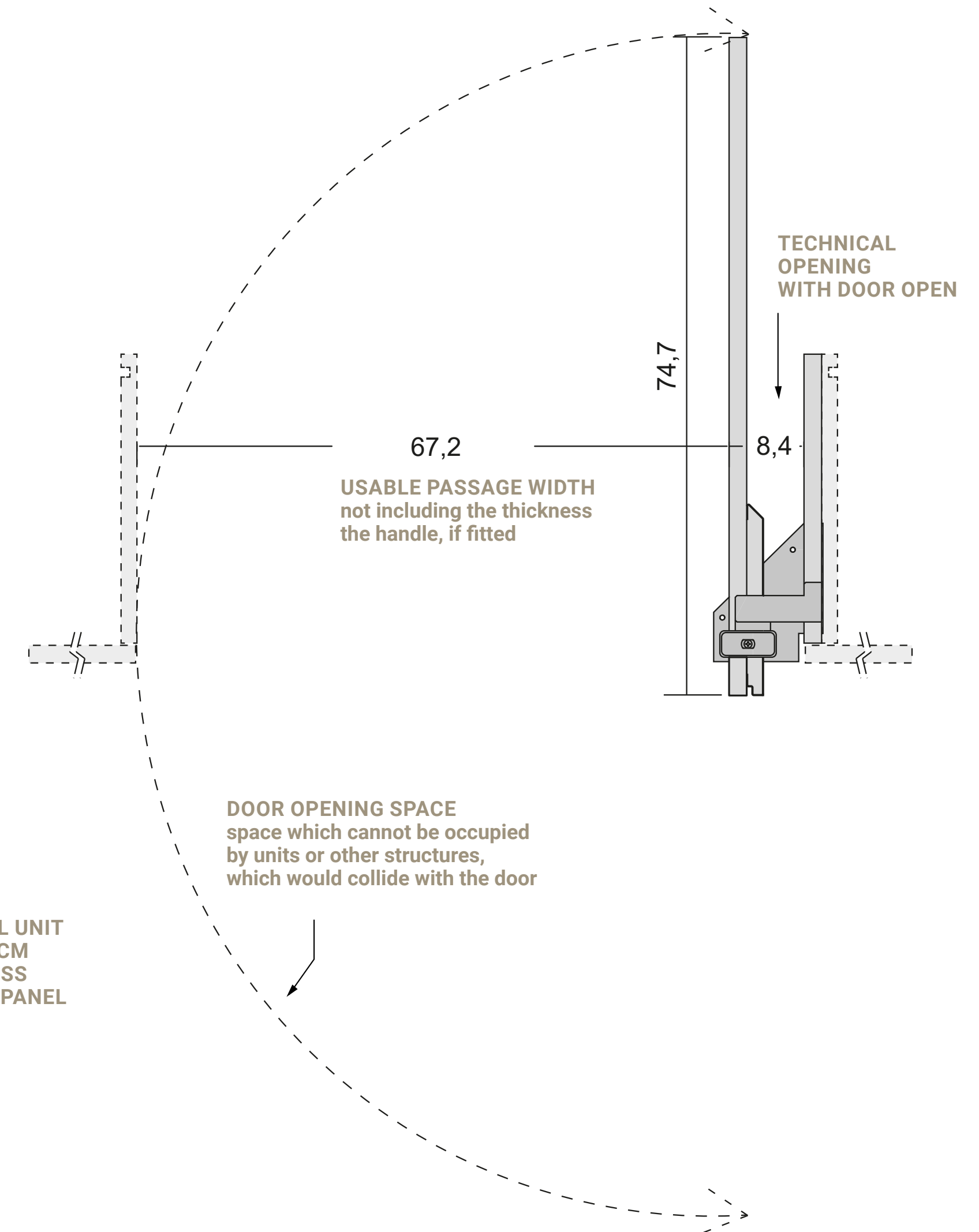
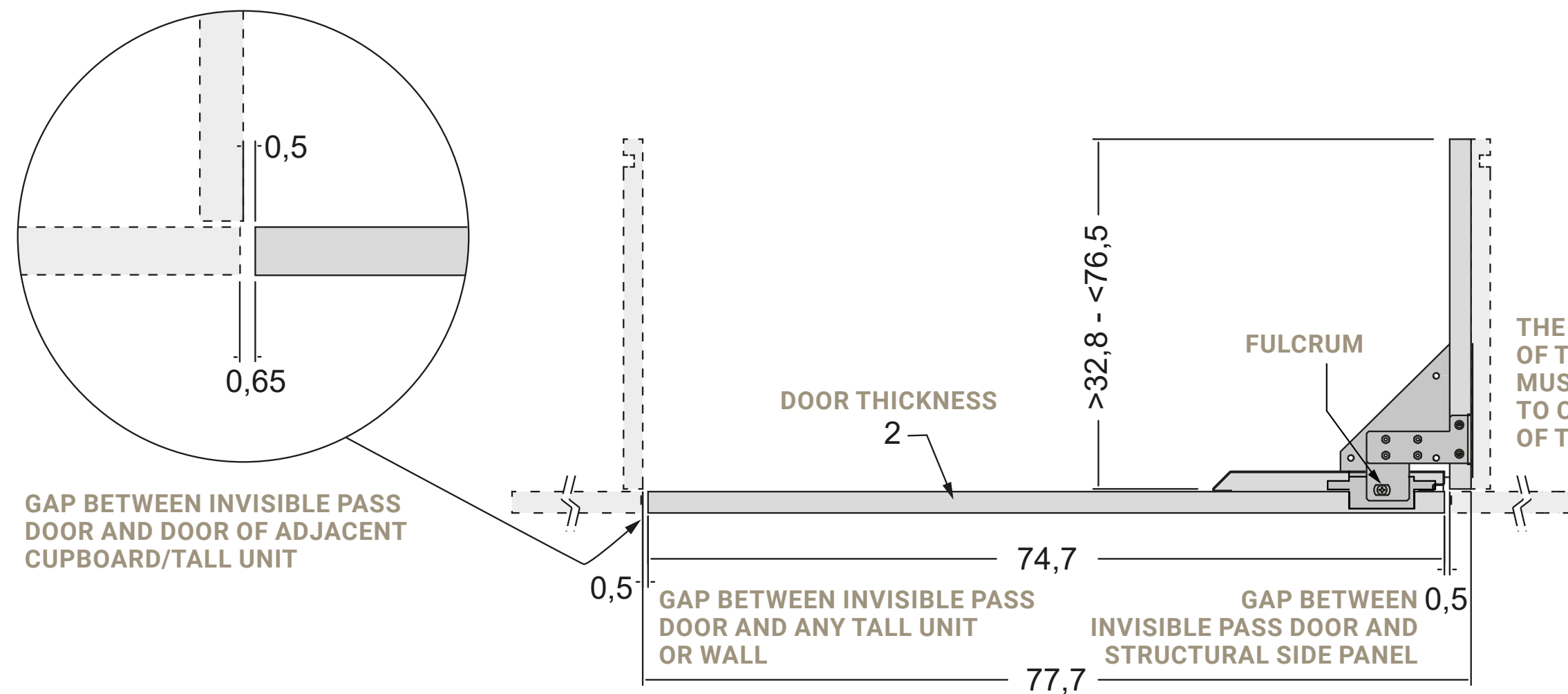
- To **allow the pivoting opening mechanism to function correctly**, a gap of 5 mm must be left between the Invisible Pass door and the In Space structural side panel/unit door. There must be a gap of 6.5 mm between the Invisible Pass door and the doors of the adjacent units.
- The pivoting door can be opened without the use of handles, but **the handles of the In Space system can be installed**. If a handle is installed, the relative screws will be visible on the back of the door.
- **Invisible Pass cannot be installed when the structural side panel is next to:**
 - tall units containing appliances (except refrigerator tall units);
 - cupboards with double doors;
 - Indoor cupboards;
 - Double Indoor cupboards;
 - vertical groove strips.
- Invisible Pass is **not available in commercial versions with aluminium frame doors** (e.g. Zed Frame, View system, One80 glass-fronted cabinet).

Ground plan

The diagram below shows the floor plan of the Invisible Pass system. When designing the kitchen it is important **to consider the space required for operation of the Invisible Pass system** to ensure that it can open without obstructions.

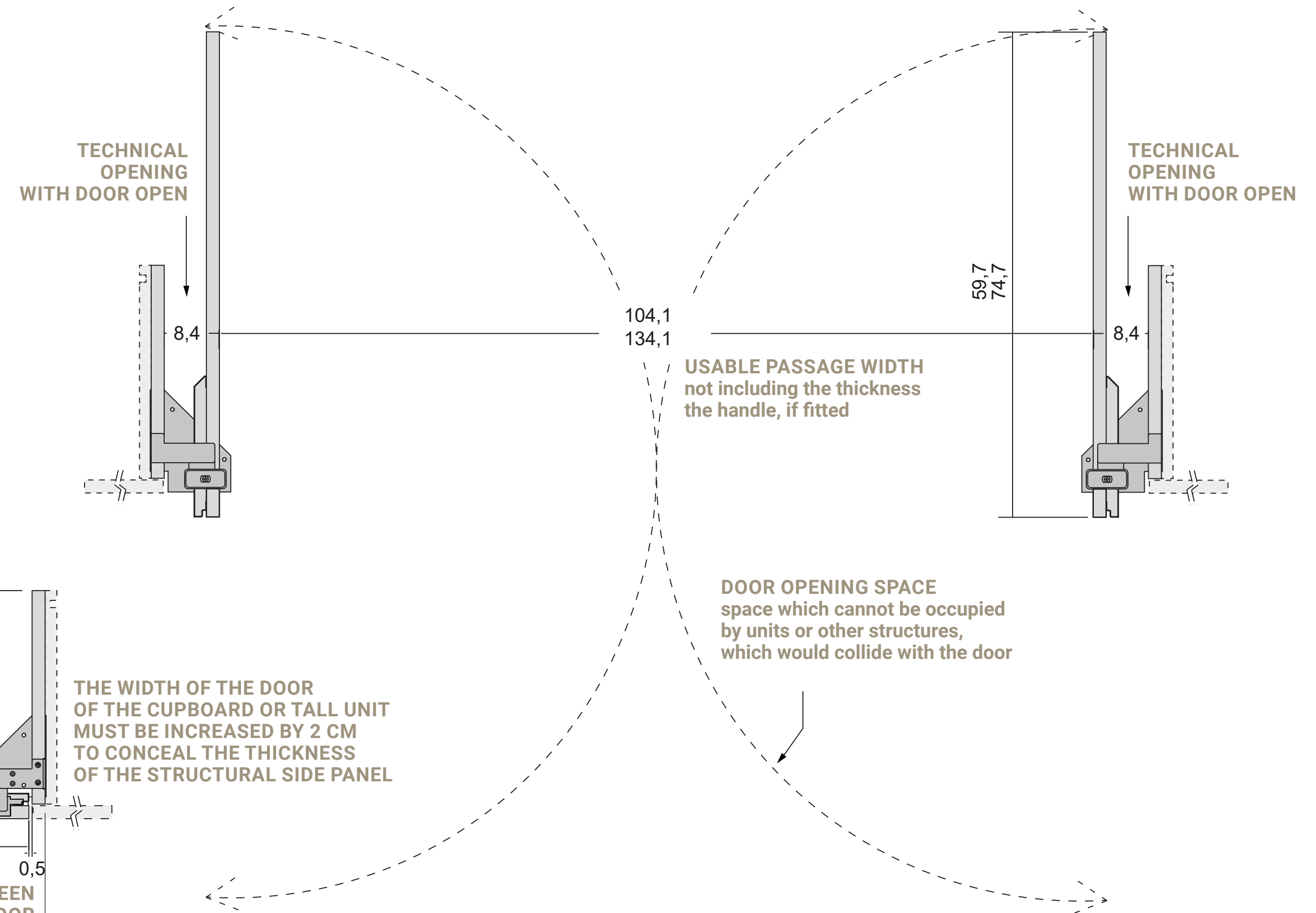
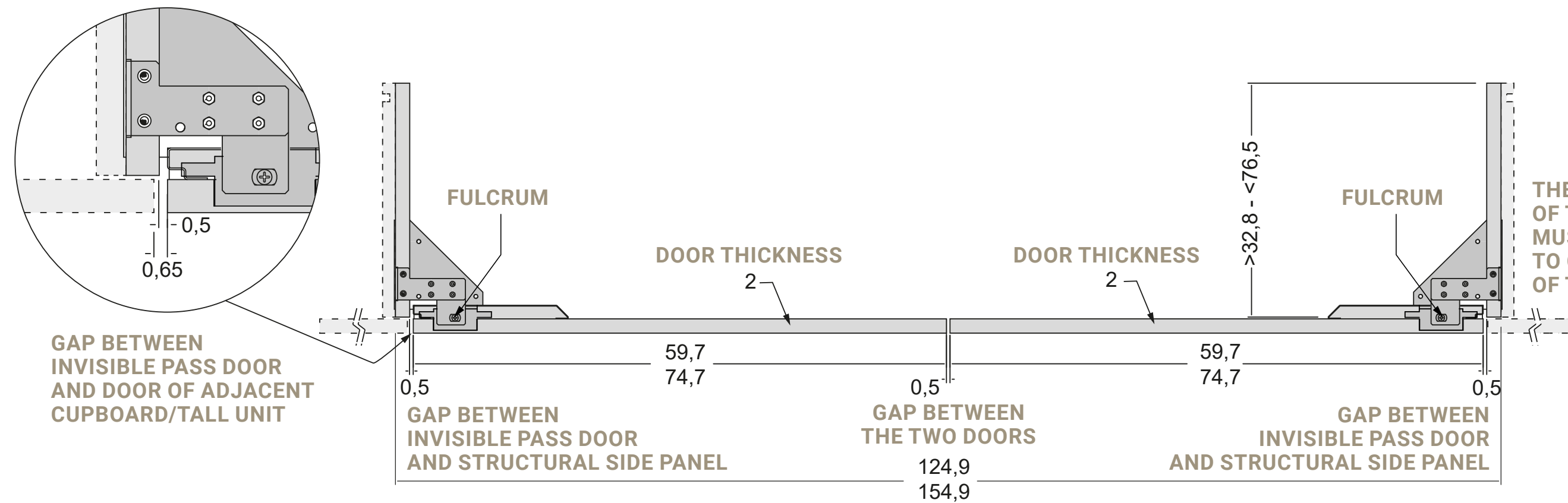
Invisible Pass single door version

With standard width Invisible Pass (W. 75), **the usable passage width is 67.2 cm.**



Invisible Pass double door version

With a standard width Invisible Pass door (W. 120 cm or W. 150 cm),
the usable passage width is 119.5 cm or 134.5 cm.





Follow us on:



ernestomeda spa
via dell'Economia 2/8
61025 Montelabbate (PU) Italia
tel +39 0721 48991
www.ernestomeda.com

ernestomeda

ernestomeda